

**S H A R E**

Technology • Connections • Results

# An Introduction to Using REXX with Language Environment

Session 8834

[Barry.Lichtenstein@us.ibm.com](mailto:Barry.Lichtenstein@us.ibm.com)

IBM Poughkeepsie, New York



# Trademarks

The following are trademarks of the International Business Machines Corporation in the United States and/or other countries.

- IBM\*
- z/OS\*
- OS/390\*
- Language Environment\*
- S/360
- MVS
- z/Architecture

\* Registered trademarks of IBM Corporation

The following are trademarks or registered trademarks of other companies.

Java and all Java-related trademarks and logos are trademarks of Sun Microsystems, Inc., in the United States and other countries.

Linux is a registered trademark of Linus Torvalds in the United States, other countries, or both.

Microsoft, Windows and Windows NT are registered trademarks of Microsoft Corporation.

UNIX is a registered trademark of The Open Group in the United States and other countries.

SET and Secure Electronic Transaction are trademarks owned by SET Secure Electronic Transaction LLC.

\* All other products may be trademarks or registered trademarks of their respective companies.

## Notes:

Performance is in Internal Throughput Rate (ITR) ratio based on measurements and projections using standard IBM benchmarks in a controlled environment. The actual throughput that any user will experience will vary depending upon considerations such as the amount of multiprogramming in the user's job stream, the I/O configuration, the storage configuration, and the workload processed. Therefore, no assurance can be given that an individual user will achieve throughput improvements equivalent to the performance ratios stated here.

IBM hardware products are manufactured from new parts, or new and serviceable used parts. Regardless, our warranty terms apply.

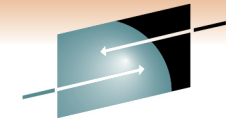
All customer examples cited or described in this presentation are presented as illustrations of the manner in which some customers have used IBM products and the results they may have achieved. Actual environmental costs and performance characteristics will vary depending on individual customer configurations and conditions.

This publication was produced in the United States. IBM may not offer the products, services or features discussed in this document in other countries, and the information may be subject to change without notice. Consult your local IBM business contact for information on the product or services available in your area.

All statements regarding IBM's future direction and intent are subject to change or withdrawal without notice, and represent goals and objectives only.

Information about non-IBM products is obtained from the manufacturers of those products or their published announcements. IBM has not tested those products and cannot confirm the performance, compatibility, or any other claims related to non-IBM products. Questions on the capabilities of non-IBM products should be addressed to the suppliers of those products.

Prices subject to change without notice. Contact your IBM representative or Business Partner for the most current pricing in your geography.



**SHARE**  
Technology • Connections • Results

# Agenda

- Why Language Environment
- What can you do?
- Decisions, decisions
- Initialization (& Termination)
- Structures
- Passing and Returning Arguments
- Sharing Variables
- Miscellany

# Why Language Environment?

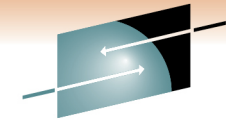
- Really *any* language which produces program modules...
  - Register parms also in parm lists
  - Special (short) alternate entry point names for Fortran
- but...

## Why Language Environment? ...

- If you're a REXX programmer
  - There is a lot you can do in an HLL that you cannot in REXX
    - Deal with registers, SVCs
    - Add functions and function packages
    - Preload execs
    - Replace or extend some REXX native functionality such as I/O
  - With LE applications you can always bind in LE-conforming or LE-enabled High Level assembler!

## Why Language Environment? ...

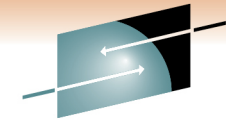
- If you're a C/C++ or COBOL or PL/I or assembler programmer
  - HLLs have run-times
    - REXX functions can be a powerful and easily extensible addition
      - *Could be useful even just for prototyping*



**SHARE**  
Technology • Connections • Results

# Why Language Environment? ...

- A bunch of assembler macros (many to be covered later) in '**SYS1.MACLIB**':
  - **IRXARGTB** – Argument Table
  - **IRXCMPTB** – Compiler Programming Table
  - **IRXDSIB** – Data Set Information Block
  - **IRXEFPL** – External Function Parameter List
  - **IRXENVB** – Environment Block
  - **IRXEVALB** – Evaluation Block
  - **IRXEXECB** – Exec Block
  - **IRXEXTE** – Vector of External Entry Points
  - **IRXFPDIR** – Function Package Directory
  - **IRXINSTB** – In-Storage Block
  - **IRXMODNT** – Module Name Table
  - **IRXPACKT** – Function Package Table
  - **IRXPARMB** – Parameter Table
  - **IRXSHVB** – Shared Variable Request Block
  - **IRXSUBCT** – Subcommand Table
  - **IRXWORKB** – Work Block Extension
- All primarily mappings



## Why Language Environment? ...

- For C/C++ the DSECT conversion utility – EDCDSECT
  - SYSADATA override required for multiple steps in one batch job

```
//      SET      REL=ZOS1D0
//      SET      INLIB=SYS1.MACLIB
//      SET      OUTLIB=BARRYL.BINDER.MACLIB
// *-----
//IRXARGTB EXEC PROC=EDCDSECT,
//          INFILE=DUMMY,
//          OUTFILE=&OUTLIB.(IRXARGTB),
//          DPARM='EQU(DEF),LOC(En_US.IBM-1047),PP',
//          LIBPRFX=&REL..CEE,
//          LNGPRFX=&REL..CBC
//ASSEMBLE.SYSADATA DD DSN=&&IRXARGTB
//ASSEMBLE.SYSLIB DD DSN=&INLIB.(IRXARGTB),DISP=SHR
//ASSEMBLE.SYSIN DD *
          CSECT
          IRXARGTB
          END
/*
```



## Why Language Environment? ...

- Some editing is required for some DSECT utility created headers...
  - Because REXX defines with alignments

ARGTABLE_ENTRY DSECT			REXX Argument Table Entry
DS 0D			<b>Align on doubleword boundary</b>
ARGTABLE_ARGSTRING_PTR	DS	A	Address of the argument string
ARGTABLE_ARGSTRING_LENGTH	DS	F	Length of the argument string
ARGTABLE_NEXT	DS	0D	Next ARGTABLE entry

- C/C++ doesn't have a comparable capability
  - It uses "natural alignments so requires a member of that size..."
  - OK if extra last field, not OK for this array of arguments!

```

struct argtable_entry {
void      *argtable_argstring_ptr;    /* Address of the argument string */
int       argtable_argstring_length; /* Length of the argument string */
/*double argtable_next;*/          /* Next ARGTABLE entry */
};

```

## Why Language Environment? ...

- z/OS (and z/VM) only
  - Only z/OS described here!
  - Not in ooRexx<sup>®</sup> etc.
    - ooRexx has C extensible APIs
      - *Some similar capabilities*
        - *Like building external native libraries (usually DLLs)*

# What can you do?

## REXX to Language Environment



- Easy, just call as a “host” program!
  - Like *Address LINKMVS* ...
- A little harder...
  - Write LE as a REXX function or subroutine
    - Return data, not just a return code
- A little harder still...
  - Use REXX programming services
    - For example to share variables

# What can you do? ...

## Language Environment to REXX



- Not too hard, CALL like any other program...
  - REXXC (REXX compiler) can create program modules
    - Need optional product “IBM Compiler and Library for REXX”
    - Not just base element “Alternate Library for REXX” (no compiler)
  - IRXJCL – invoke REXX exec from batch or program
    - Single MVS style parameter string
- Harder, call as a REXX function or subroutine
  - IRXEXEC – invoke REXX exec from batch or program
    - Pass multiple arguments
    - Preload execs
    - Return data, not just a return code
      - *A “command” can only return a signed fullword number*

## What you can do? ...

- Services (like IRXEXEC, IRXEXCOM)...
- Parameter lists
  - Standard OS linkage
    - R1 points to a list of pointers to parameters
    - Last parameter is identified by the Hob
      - *On most calls, some parameters are optional*
    - standard R13, R14, R15
  - Language Environment HLLs support OS linkage
    - C use linkage(...,OS)
    - ...
- Structures (“Blocks”)

## What you can do? ...

- Return Codes
  - R15, also return code parameter
  - *Not* returned to the REXX program!
    - REXX variables are (RC, RESULT)
  - **IRX0040I Error running exec\_name, line nn: Incorrect call to routine**

The language processor encountered an **incorrectly used call to a built-in or external routine**.

*You may have passed invalid data (arguments) to the routine. This is the most common possible cause and is dependent on the actual routine.*

**If a routine returns a non-zero return code, the language processor issues this message and passes back its return code of 20040.**

# Decisions, decisions

- Tradeoffs
  - Time, complexity, isolation, heavy-weight
  - KISS !
- No need for REXX services ?
- Infrequently called ?  
  
and / or
- Heavy-weight

## Decisions, decisions ...

- Using Language Environment requires run-time initialization
  - Normally happens upon first program call from host (C main)
- LE Linkage Conventions
  - LE-conforming programs require LE and can use all services
  - LE-enabled applications follow similar OS-linkage conventions but not use all services



# Decisions, decisions ... REXX to Language Environment



- Host program call using LE application
  - Each call to Language Environment requires full LE initialization
  - Most isolated
    - No access to REXX services
  - Slowest!

# Decisions, decisions ...

## REXX to Language Environment



- REXX function or subroutine using LE application
  - Still requires full LE initialization
  - Less isolated
    - Access to REXX services
  - Faster...

# Decisions, decisions ...

## REXX to Language Environment



- REXX function or subroutine using LE function
  - Something must still initialize the library!
    - Unless you use METAL C
  - Limited function C library support
    - System Programming C (SPC)
  - Full LE support
    - Preinitialization Services (PIPI)

# Decisions, decisions ...

## REXX to Language Environment



- System Programming C – SPC
  - Regular C compiles
  - No C++
  - No XPLINK, LP64, DLL (that all needs LE!)
  - persistent
    - @@XHOTC/@@XHOTL
  - Freestanding
    - @@XSTRT/@@XSTRL/@@XSTRX
      - *used by UNIX support of REXX syscalls*

# Decisions, decisions ... REXX to Language Environment



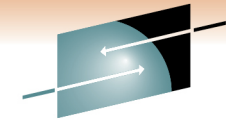
- PIPI comparison
  - REXX calling REXX subroutine implemented in LE
  - Simple HLL program written in C, writing a line of output
    1. Assembler subroutine for PIPI INIT\_SUB
    2. Assembler subroutine for PIPI CALL\_SUB to HLL subroutineversus
    1. HLL application as subroutineversus
    1. HLL application as host command
  - For just 1000 calls
    - About a 3 to 1 ratio of time between PIPI vs. directly called subroutine!
    - HLL application about 1000x worse !
  - CAVEATS:
    - Ignored time spent for PIPI INIT\_SUB (1)
    - Measurements simply with REXX elapsed timer
    - Host command was in UNIX so spawn using /bin/sh

# Decisions, decisions ...

## REXX to Language Environment



- PIPI comparison ...
  - With PIPI the environment is “resumed”
    - Careful of “Stop Semantics” which terminate enclave
      - *C exit(), COBOL STOP RUN, etc.*
  - So true subroutine can have static data
    - maintain a counter etc.
  - The subroutines must be known a priori in table
    - Loaded by the INIT call
    - Added by an ADD\_ENTRY call



**SHARE**  
Technology • Connections • Results

## Example 1 – ASMPIPI / ASMPIPC

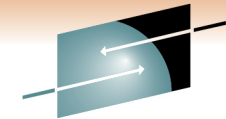
```
/* REXX */  
  
Call ASMPIPI  
  
Say 'PIPIADDR='C2X(PIPIADDR)  
Say 'PIPIITOKN='C2X(PIPIITOKN)  
  
Call TIME 'Reset'  
Do pp=1 To cnt  
  Call ASMPIPC PIPIADDR,PIPIITOKN  
End pp  
Say TIME('Elapsed')
```

# Decisions, decisions ... Language Environment to REXX



- Call directly as REXX function or subroutine
  - Access to REXX control blocks needed to call REXX services
    - Access arguments
    - Create shared variables
    - etc.
  - Use PLIST(OS)
    - LE run-time option or C/C++ compiler option
    - Must be able to get R1 (`__osplist` macro in C/C++), the EFPL pointer





**S H A R E**

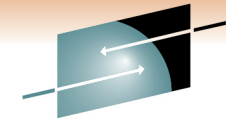
Technology • Connections • Results

## Example 2 – HLLPIPIM2

```
/* REXX */  
Call TIME 'Reset'  
Do pp=1 To cnt  
  Call HLLPIPIM2 "hi there","you all"  
End pp  
Say TIME('Elapsed')  
  
Say "LEREXX = <"LEREXX">"
```

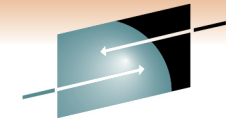
```
LEREXX before = <LEREXX>  
C main beginning 1 args: <1=BPXWREXC>,  
<__osplist=217a949c>  
arg[000]=<hi there>  
arg[001]=<you all>  
  
.  
.  
.  
0.043548  
LEREXX after = <perfect together>
```

**SHARE**  
in Anaheim  
2011



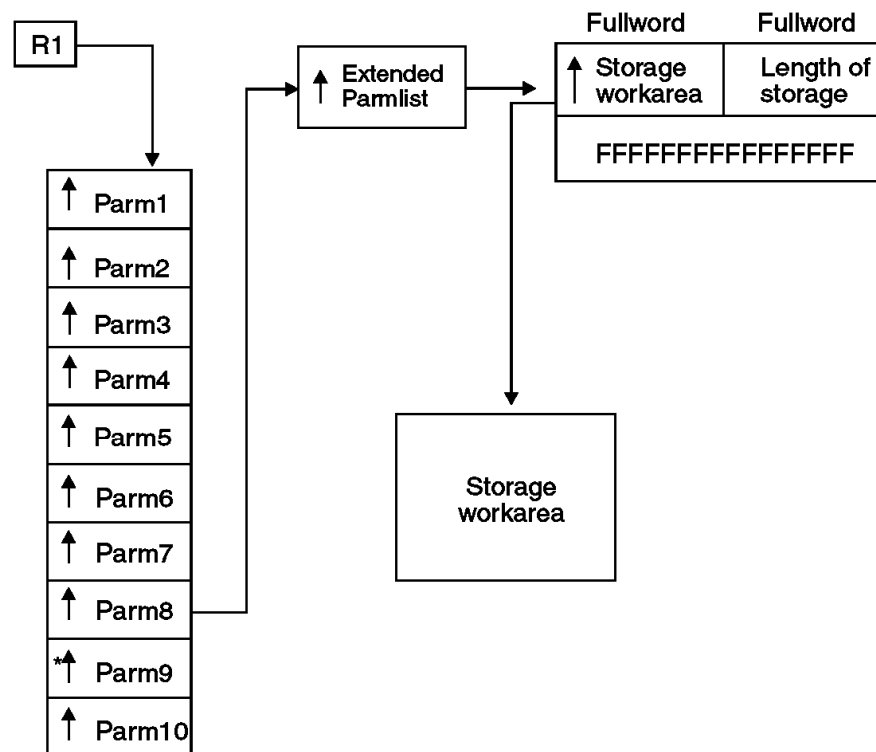
# Initialization (& Termination)

- IRXINIT (IRXTERM) - Initialize (Terminate) a language processor environment.
  - IRXINIT R1 parm list (of addresses of)...
- |     |   |                                 |
|-----|---|---------------------------------|
| 1.  | Function  | 8 characters                    |
| 2.  | Parameters module<br>and/or   | 8 characters                    |
| 3.  | In-storage parameter list   | address                         |
| 4.  | User field  | address                         |
| 5.  | Reserved  | address, parameter must be 0    |
| 6.  | Environment block   | address, output                 |
|     | • Also in R0  |                                 |
| 7.  | Reason code   | fullword, output                |
| 8.  | Extended parameter list   | address, optional               |
|     | • Storage workarea; by default system obtained  |                                 |
|     | • Generally 3 pages (12K) of storage is needed for the storage workarea for normal exec processing, for each level of exec nesting. |                                 |
| 9.  | Return code   | fullword, output, optional      |
| 10. | TSO/E ECT   | address of address of, optional |
|     | • Only for initializing TSO/E integrated environment  |                                 |



# Initialization ...

- IRXINIT...



\* high order bit on

## Initialization ...

- Precedence for initializing environment (parameters)
  - Each type can exist but have (some) null parameters
    - blanks or zeroes depending on type
  - 1. In-storage parameter list
  - 2. Parameters module
  - 3. Previous environment
  - 4. IRXPARMS default parameters module

## Initialization ...

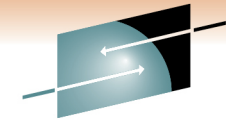
- Provided parameter module tables
  - IRXPARMS – non-TSO/E
  - IRXTSPRM – TSO/E
  - IRXISPRM – ISPF

## Initialization ...

- IRXINIT... Function
  - INITENVB - initialize an environment
  - FINDENVB - find the current environment
  - CHECKENVB - validate a given address is an environment
    - R0 must point to an existing environment block (optional for other calls)

## Initialization ...

- Initialization normally not required
  - MVS, TSO/E, ISPF, z/OS UNIX automatically initialize for you
- Will initialize based on previous environment
  - Environments are chained
  - This allows you to create your own environment with select updates
    - Cannot be “integrated into TSO/E”
      - *Cannot use TSO/E commands, service routines such as IKJPARS and DAIR, or ISPF services or CLISTs*



# Initialization Parameters

- The format of the in-storage list is identical to the format of the parameters module.
  1. ID 8 characters
  2. Version 4 characters, "0200"
  3. Language 3 characters, "ENU"
  4. Reserved 1 byte
  5. MODNAMET address of Module Name Table
  6. SUBCOMTB address of Subcommand Table
  7. PACKTB address of Function Package Table
  8. PARSETOK 8 bytes, Parse Source token
  9. FLAGS fullword, environment flags
  10. MASKS fullword, FLAGS mask bits
  11. SUBPOOL fullword, Storage Allocation Subpool Number
  12. ADDRSPN fullword, Address Space Name
  13. End of Block doubleword of X'FF'



## Initialization Parameters ...

- MODNAMET (IRXMODNT) -- module name table
  - The DDs for reading and writing data
    - *SYSTSIN / SYSTSPRT*
  - The DD from which to load REXX execs
    - *SYSEXEC*
  - Replaceable routines
    - *Replace I/O (Say, EXECIO, etc), Stack, USERID()*
  - Several exit routines
    - *EXECINIT/EXECTERM – before/after language processing of exec*

## Initialization Parameters ...

- SUBCOMTB (IRXSUBCT) – subcommand table
  - “host” command environments
    - “address” subcommand names
      - *the environment to which the language processor passes commands for execution*
  - An “address” name
  - A corresponding processing routine

# Termination

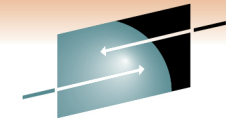
- Pass environment pointer
- Same task
- LIFO
  
- Closes all data sets opened under that environment
- Deletes any data stacks (NEWSTACK)

# Updating the Subcommand Table

- IRXSUBCM
  - ADD
    - Add an entry to the subcommand table (ignoring duplicates)
  - DELETE
    - Delete the last occurrence from the table
  - UPDATE
    - Update the values for the last occurrence of an entry (Routine, Token)
  - QUERY
    - Query the values of the last occurrence of an entry

# Structures

- Environment Block (IRXENVB, ENVBLOCK)
  - Address in R0 when external function or subroutine gets control
  - Required for all services (still optional, current will be found if not provided)
    - Unless it's reentrant
  - Contains...
    - Parameter Block (IRXPARMB, PARMBLOCK)
    - Vector of External Entry Points (IRXETE)
      - *REXX routines*
      - *System / User replaceable routines*
      - *You might like IRXSAY, IRXLOAD, etc.*
  - You can initialize more than one and run (REXX) in any particular one
    - by passing that environment block address



**S H A R E**

Technology • Connections • Results

# Structures ...

- Example SUBCOM Table in UNIX

1	name=MVS	routine=IRXSTAM	token=	.
2	name=LINK	routine=IRXSTAM	token=	.
3	name=ATTACH	routine=IRXSTAM	token=	.
4	name=CPICOMM	routine=IRXAPPC	token=	.
5	name=LU62	routine=IRXAPPC	token=	.
6	name=LINKMVS	routine=IRXSTAMP	token=	.
7	name=LINKPGM	routine=IRXSTAMP	token=	.
8	name=ATTCHMVS	routine=IRXSTAMP	token=	.
9	name=ATTCHPGM	routine=IRXSTAMP	token=	.
10	name=APPCMVS	routine=IRXAPPC	token=	.
11	name=SYSCALL	routine=BPXWREXX	token=	.
12	name=MVS	routine=IRXSTAM	token=	.
13	name=LINK	routine=IRXSTAM	token=	.
14	name=ATTACH	routine=IRXSTAM	token=	.
15	name=CPICOMM	routine=IRXAPPC	token=	.
16	name=LU62	routine=IRXAPPC	token=	.
17	name=LINKMVS	routine=IRXSTAMP	token=	.
18	name=LINKPGM	routine=IRXSTAMP	token=	.
19	name=ATTCHMVS	routine=IRXSTAMP	token=	.
20	name=ATTCHPGM	routine=IRXSTAMP	token=	.
21	name=APPCMVS	routine=IRXAPPC	token=	.
22	name=SYSCALL	routine=BPXWREXX	token=	.
23	name=SYSCALL	routine=BPXWREXX	token=	.
24	name=SH	routine=BPXWRKSH	token=	.
25	name=TSO	routine=BPXWRADT	token=	.

**SHARE**  
in Anaheim  
2011

# Structures ...

- Subcommand Table Block (IRXSUBCT)
  - Previous output from small assembler program called as function from REXX program
    - REXX passed ENVBLOCK address in R0 when external function or subroutine gets control
    - Parameter block contains SUBCOMTB address
    - Assembler subroutine passes SUBCOMTB back to REXX program
      - *REXX factoid: The only difference between functions and subroutines is that functions must return data, while subroutines may return data*

# Structures ...

- Subcommand Table Block (IRXSUBCT) ...

- Table header

- ADDRESS fullword address of first entry (row) in table
- TOTAL fullword # of entries in table (used & unused)
- USED fullword # of used entries
- LENGTH fullword length of each entry (always 32)
- INITIAL fullword address of name of host command environment (only if not passed on IRXEXEC)
- reserved doubleword
- End of Table doubleword of X'FF'

- Array of entries (rows)

- NAME 8 characters
- ROUTINE 8 characters
- TOKEN 16 characters, passed to ROUTINE when called
- ...



## Structures ...

- External Function Parameter List (IRXEFPL)
  - REXX passes EFPL address in R1 when external function or subroutine gets control
  - 5<sup>th</sup> word points to the Argument Table
    - Parsed arguments
  - 6<sup>th</sup> word points to the Evaluation Block
    - For returning data
    - Preset size

# Passing and Returning Arguments

- Argument Table (IRXARGTB)
  - Argument lists can be passed on IRXEXEC call
  - Same arguments/format received by any function/subroutine
- An array of fullword pairs
  - Argument address
  - Argument length
- Terminated with a doubleword of X'FF'.

# Example 3 – ASMPIPC (see Example 1)

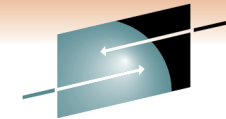


```
* Get REXX arguments
  L    R1,efplarg
  USING argtable_entry,R1
*
  LHI  R3,0                1st arg index
  L    R2,argtable_argstring_ptr(R3) 1st arg ptr
  L    R2,0(R2)            1st arg (we know len is 4)
  ST   R2,PPRTNPTR        Save the addr of CEEPIPI routine
*
  AHI  R3,argtelen        2nd arg index
  L    R2,argtable_argstring_ptr(R3) 2nd arg ptr
  L    R2,0(R2)            2nd arg (we know len is 4)
  ST   R2,TOKEN           Save the TOKEN
. . .
* call the subroutine which was loaded by LE PIPI INIT call
CSUB  EQU    *
      L    R15,PPRTNPTR    Get address of CEEPIPI routine
      CALL (15),(CALLSUB,PTBINDEXTOKEN,PARMPTR,                X
              SUBRETC,SUBRSNC,SUBFBC)  Invoke CEEPIPI routine
      LTR  R2,R15          Is R15 = zero?
      BZ   DONE           Yes (success).. go to next section
```

## Passing and Returning Arguments ...

- Evaluation Block (IRXEVALB, EVALBLOCK)
  - When REXX calls a function / subroutine
    - It is allocated for you with a fixed size
      - *TSO/E provides 250 bytes for your returned data*
  - If you have coded HLL/assembler function / subroutine
    - You must create a larger block if necessary (using IRXRLT)
- Same format used by IRXEXEC
  - For returning from a REXX function / subroutine

# Example 3 – SUBR1



**SHARE**  
Technology · Connections · Results

## Return Subcommand Table block in the Evaluation Block

```
SUBR1      CSECT
. . .
*
      LR      r3,r0          Save ENVblock
      USING  ENVBLOCK,r3
      LR      r4,r1          Save EFPL
      USING  EFPL,r4
*
      L       r5,EFPLEVAL    ptr to addr of...
      L       r5,0(r5)       .. evalblock
      USING  EVALBLOCK,r5
*
      L       r6,ENVBLOCK_PARMBLOCK
      USING  PARMBLOCK,r6
      L       r6,PARMBLOCK_SUBCOMTB
      USING  SUBCOMTB_HEADER,r6
*
      MVC     EVALBLOCK_EVLEN,=F'24'
      MVC     EVALBLOCK_EVDATA(4),EVALBLOCK_EVSIZE
      MVC     EVALBLOCK_EVDATA+4(20),SUBCOMTB_HEADER
*
. . .
RET      LHI    r15,0
. . .
      BR      r14          RETURN TO CALLER
```

```
...
**
      YREGS
**
efpl0    IRXENVB
efpl1    IRXEFPL
evalb    IRXEVALB
parmb    IRXPARMB
subcomt  IRXSUBCT
**
      END
```

# Loading An Exec

- IRXEXEC runs the exec which is ...
  - Preloaded with IRXLOAD or user replaceable routine
  - In-Storage Control Block (IRXINSTB, INSTBLK)
    - header
    - array of REXX record/length pairs
  - -- or --
  - Loaded by building an Exec Block (IRXEXECB, EXECBLK)
    - Member
    - DDNAME (default is SYSEXEC from module name table)
    - DSNptr
      - *for Parse Source*
    - Initial SUBCOM environment
    - Extended execname
      - *Not used by IRXLOAD; could be a UNIX pathname*
- UNIX users take note!
  - Executable external functions or subroutines that are written in a language other than interpreted REXX and located in the z/OS UNIX file system are not supported.

# Sharing Variables

- IRXEXCOM – REXX exec communication
  - 4<sup>th</sup> parameter points to ...
- SHVBLOCK (IRXSHVB) – shared variable request block
  - SHVBLOCKS can be chained
  - HLL/assembler coded function / subroutine can get and set REXX variables

# Sharing Variables ...

- SHVBLOCK (IRXSHVB) – shared variable request block
  - SHVNEXT fullword chain pointer (0 if last block)
  - SHVUSER fullword user value  
except for "Next"
  - SHVCODE byte function code
  - SHVRET byte return code
  - reserved halfword, set to zero
- SHVBUFL fullword length of "Fetch" value buffer
- SHVNAMA fullword address of variable name
- SHVNAML fullword length of variable name (250 max)
- SHVVALA fullword address of value buffer
- SHVVALL fullword length of value  
set for "Fetch"



## Sharing Variables ...

- IRXEXCOM – REXX exec communication ...
  - SHVRET – Return Code Flags

SHVCLEAN	X'00'	Execution was OK
SHVNEWV	X'01'	Variable did not exist
SHVLVAR	X'02'	Last variable transferred (for "N")
SHVTRUNC	X'04'	Truncation occurred during "Fetch"
SHVBADN	X'08'	Invalid variable name
SHVBADV	X'10'	Value too long
SHVBADF	X'80'	Invalid function code (SHVCODE)

## Sharing Variables ...

- IRXEXCOM – REXX exec communication ...
  - Return Codes
    - -1 Insufficient storage
    - -2 Entry conditions not valid  
(like REXX exec not currently running)
    - 0 SUCCESS
    - 28 No environment found
    - 32 Invalid parameter list
    - nn Composite OR of SHVRETs  
(except SHVNEWV and SHVLVAR)

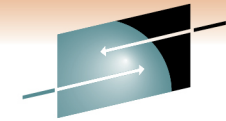
## Sharing Variables ...

- IRXEXCOM – REXX exec communication ...
  - Function code convention:
    - Direct interface (Uppercase):
      - *WYSIWYG*
      - *If b='Barry' then A.b is A.B*
    - Symbolic interface (Lowercase):
      - *Just like REXX does it*
      - *If b='Barry' then A.b is A.Barry*

## Sharing Variables ...

- IRXEXCOM – REXX exec communication ...
  - Function codes:
    - S/s – Set/Store (create)
    - F/f – Fetch
    - D/d – Drop
  
    - N – Fetch Next (exposed variables in generation)
    - P – fetch Private information (Arg, Source, Version)

# Example 4 – SUBR3



**SHARE**  
Technology • Connections • Results

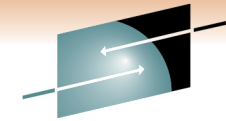
## Returning variables from assembler to REXX

```
...
      LR   r3,r0           Save ENVblock
      USING ENVBLOCK,r3
***
      LA   r6,shvb2
shvr2  USING SHVBLOCK,r6
      MVC  shvr2.SHVNEXT,=F'0'
      MVC  shvr2.SHVUSER,=F'0'
      MVI  shvr2.SHVCODE,SHVSTORE
      MVC  shvr2.SHVNAMA,=A(var2)
      MVC  shvr2.SHVNAML,=A(evar2-var2)
      MVC  shvr2.SHVVALA,=A(vvar2)
      MVC  shvr2.SHVVALL,=A(evvar2-vvar2)
***
      LR   r0,r6
      LA   r6,shvb1
shvr1  USING SHVBLOCK,r6
      ST   r0,shvr1.SHVNEXT
      MVC  shvr1.SHVUSER,=F'0'
      MVI  shvr1.SHVCODE,SHVSTORE
      MVC  shvr1.SHVNAMA,=A(var1)
      MVC  shvr1.SHVNAML,=A(evar1-var1)
      MVC  shvr1.SHVVALA,=A(vvar1)
      MVC  shvr1.SHVVALL,=A(evvar1-vvar1)
***
```

```
      LA   r5,=CL8'IRXEXCOM'
      ST   r5,parm1
*
      LHI  r5,0
      ST   r5,parm2
      ST   r5,parm3
*
      ST   r6,parm4
*
      OI   parm4,X'80'
**
      LR   r0,r3  restore ENVBLOCK 4 call!
      LA   r1,plist
*
      LINK EP=IRXEXCOM
      ST   r15,myret
...
      BR   r14  RETURN TO CALLER
```

**SHARE**  
In Anaheim  
2011

# Example 4 – SUBR3 ...



**SHARE**

Technology • Connections • Results

## Returning variables from assembler to REXX ...

```
**
var1      DC      C'BARRY.Assembler'
evar1     EQU     *
*
vvar1     DC      C'doth he'
          DC      C' rexx codeth'
evvar1    EQU     *
*
var2      DC      C'RC'
evar2     EQU     *
*
vvar2     DC      C'1958'
evvar2    EQU     *
```

```
**
          YREGS
**
envb0     IRXENVB
evalb     IRXEVALB
parmb     IRXPARMB
shrvar    IRXSHVB
**
MYAREA    DSECT
*
myret     DS      F
mysize    DS      F
**
plist     DS      0D
parm1     DS      F
parm2     DS      F
parm3     DS      F
parm4     DS      F
**
shvb1     ORG    *+SHVBLEN
shvb2     ORG    *+SHVBLEN
*
MYAREASZ  EQU    *-MYAREA
```

**SHARE**  
in Anaheim  
2011

## Example 5 – HLLPIPIM2 (see Example 2)



```
#include <stdio.h>
#include <stdlib.h>
#include <string.h>
#include <time.h>
```

```
#include <irxefp1.h>
#include <irxargtb.h>
#include <irxshvb.h>
#include <irxenvb.h>
```

```
typedef int (IRXEXCOM)(char func[8], void,
    *zero2, void *zero3, struct shvb1ock,
    shvbp, int envbp0, int retcode);
```

```
#pragma linkage(IRXEXCOM, OS)
```

```
int cnt = 0, envbp0=0;
```

## Example 5 – HLLPIPIM2 ... (see Example 2)



```
main (int argc, char **argv)
{

    struct efp1 * EFPLP = (struct irxefp1 *) __osplist;
    struct argtable_entry * ARGTEP = EFPLP->efplarg;

    char varname1[] = "LEREXX";
    char varvalue1[] = "perfect together";

    IRXEXCOM* excomfunc;
    int retcode;
```



## Example 5 – HLLPIPIM2 ... (see Example 2)



```
struct shvblock SHVAR1 = { 0 };  
  
SHVAR1.shvcodes._shvcode = shvstore;  
  
SHVAR1.shvnama = &varname1;  
SHVAR1.shvnaml = sizeof(varname1)-1;  
  
SHVAR1.shvvala = &varvalue1;  
SHVAR1.shvvall = sizeof(varvalue1)-1;
```

## Example 5 – HLLPIPIM2 ... (see Example 2 & DSECT utility argtable\_entry)

```
excomfunc = fetch("IRXEXCOM");
if (excomfunc==NULL) { perror("fetch IRXEXCOM failed:"); exit(1); }

fprintf (stderr,
         "C main beginning %d args: <1=%s>, <__osplist=%x>\n",
         argc, argv[0], __osplist);

cnt=0;
while (ARGTEP[cnt].argtable_argstring_ptr != (void *) -1)
{
    fprintf (stderr, "arg[%03d]=<%. *s>\n",
            cnt,
            ARGTEP[cnt].argtable_argstring_length,
            ARGTEP[cnt].argtable_argstring_ptr);
    cnt++;
}

excomfunc("IRXEXCOM", NULL, NULL, SHVAR1, envbp0, retcode);

return(0);
```

# Miscellany

- Using z/OS UNIX System Services
  - Environment created automatically when REXX program (***/\*REXX\**** “magic number”) is *exec’d*.
    - BPXWRXEV parameters module
      - *Source in SYS1.SAMPLIB(BPXWRX01)*
    - Inherits default MVS REXX environment
    - I/O etc. overridden in MODNAMET table
    - Subcommand environments added in SUBCOMTB
      - *as we saw from example 1 earlier ...*
    - There is also a function package ..
      - *for most of the UNIX REXX functions such as `getpass()`*

## Miscellany ...

- Using z/OS UNIX System Services ...
  - BPXWRBLD
    - Create your own z/OS UNIX REXX environment
    - Sample C program in [z/OS Using REXX and z/OS UNIX System Services](#)

## Miscellany ...

- Using z/OS UNIX System Services ...
  - Other services available for HLL/assembler programmers
    - BPXWDYN – dynamic allocation (SVC 99) text string interface
    - bpxwunix() – run z/OS UNIX shell (/bin/sh)
      - *Run a shell script and/or other UNIX commands*

## Miscellany ...

- New & Improved PD!
  - IRX0900E REXX INITIALIZATION FAILED WITH RETURN CODE 20 AND REASON CODE 1.
    - OA07204 - NEW FUNCTION - MSGISPI025 TSO/E ROUTINE IRXINIT SEVERE ERROR RAS ENHANCEMENT
      - *Opened 2004, Closed 2010/07/22*
      - *PTFs available 2010/10/18 for z/OS V1.9 & later*

## Miscellany ...

- [z/OS TSO/E REXX Reference – SA22-7790](#)
- [z/OS Using REXX and z/OS UNIX System Services – SA22-7806](#)
- [z/OS Language Environment Programming Guide – SA22-7561](#)
- [z/OS XL C/C++ User's Guide – SC09-4767](#)
- [z/OS XL C/C++ Programming Guide – SC09-4765](#)